


Introductory sub-table (I)(a)

Name of the Company: MANJEERA CONSTRUCTIONS LTD			
Scrip Code, Name of the scrip, class of security: 533078, MANJEERA			
Quarter ended: 30.09.2014			
Partly paid-up shares:-	No. of partly paid-up shares	As a % of total no. of partly paid-up shares	As a % of total no. of shares of the company
Held by promoter/promoter group	0	0	0
Held by public	0	0	0
Total	0	0	0
Outstanding convertible securities:-	No. of outstanding securities	As a % of total no. of outstanding convertible securities	As a % of total no. of shares of the company, assuming full conversion of the convertible securities
Held by promoter/promoter group	0	0	0
Held by public	0	0	0
Total	0	0	0
Warrants:-	No. of warrants	As a % of total no. of warrants	As a % of total no. of shares of the company, assuming full conversion of warrants
Held by promoter/promoter group	0	0	0
Held by public	0	0	0
Total	0	0	0
Total paid-up capital of the company, assuming full conversion of warrants and convertible securities	12508418		100




For Manjeera Constructions Ltd.

*Abhay*  
Company Secretary

**Statement Showing Shareholding Pattern**


**Table I(a)**

Category code	Category of Shareholder	Number of Shareholders	Total number of shares	Number of shares held in dematerialized form	Total shareholding as a percentage of total number of shares			Shares Pledged or otherwise encumbered
					As a percentage of (A+B) <sup>1</sup>	As a percentage of (A+B+C)	As a percentage of (IX) = (VIII/(IV)*100	
(I)	(II)	(III)	(IV)	(V)	(VI)	(VII)	(VIII)	(IX)
<b>(A)</b>	<b>Shareholding of Promoter and Indian</b>							
(a)	Individuals/ Hindu Undivided Family	4	8236089	8236089	65.84	65.84	1200000	14.57
(b)	Central Government/ State Government(s)	0	0	0	3.00	0.00	0	0.00
(c)	Bodies Corporate	3	1076236	1076236	8.60	8.60	0	0.00
(d)	Financial Institutions/ Banks	0	0	0	0.00	0.00	0	0.00
(e)	Any Others (Specify)	0	0	0	3.00	0.00	0	0.00
(e-i)					0.00	0.00		0.00
(e-ii)					3.00	0.00		0.00
	<b>Sub Total (A)(I)</b>	<b>7</b>	<b>9312345</b>	<b>9312345</b>	<b>74.45</b>	<b>74.45</b>	<b>1200000</b>	<b>12.89</b>
<b>2</b>	<b>Foreign</b>							
a	Individuals (Non-Residents Individuals/ Foreign Individuals)	0	0	0	0.00	0.00	0	0.00
b	Bodies Corporate	0	0	0	0.00	0.00	0	0.00
c	Insititutors	0	0	0	0.00	0.00	0	0.00
d	Qualified Foreign Investor	0	0	0	0.00	0.00	0	0.00
e	Any Others (Specify)	0	0	0	0.00	0.00	0	0.00
e-i					0.00	0.00		0.00
e-ii					0.00	0.00		0.00
	<b>Sub Total (A)(2)</b>	<b>0</b>	<b>0</b>	<b>0</b>	<b>0.00</b>	<b>0.00</b>	<b>0</b>	<b>0.00</b>
	<b>Total Shareholding of Promoter and Promoter Group (A) = (A)(I)+(A)(2)</b>	<b>7</b>	<b>9312345</b>	<b>9312345</b>	<b>74.45</b>	<b>74.45</b>	<b>1200000</b>	<b>12.89</b>
<b>(B)</b>	<b>Public shareholding</b>							
<b>1</b>	<b>Institutions</b>							
(a)	Mutual Funds/ UTI	0	0	0	0.00	0.00	0	0.00
(b)	Financial Institutions/ Banks	0	0	0	0.00	0.00	0	0.00
(c)	Central Government/ State Government(s)	0	0	0	0.00	0.00	0	0.00
(d)	Venture Capital Funds	0	0	0	0.00	0.00	0	0.00



For Manjera Constructions Ltd,  
*Abhay*  
 Company Secretary

(c)	Insurance Companies	0	0	0	0	0.00	0	0.00	0	0.00
(d)	Foreign Institutional Investors	0	0	0	0	0.00	0	0.00	0	0.00
(e)	Foreign Venture Capital Investors	0	0	0	0	0.00	0	0.00	0	0.00
(f)	Qualified Foreign Investor	0	0	0	0	0.00	0	0.00	0	0.00
(g)	Any Other (specify)	0	0	0	0	0.00	0	0.00	0	0.00
(i-i)										
(i-ii)										
	Sub-Total (B)(I)	0	0	0	0	0.00	0	0.00	0	0.00
<b>B2</b>	<b>Non-institutions</b>									
(a)	Bodies Corporate	38	629409	629409	5.03	5.03	0	5.03	0	0.00
(b)	Individuals									
I	Individuals -i. Individual shareholders holding nominal share capital up to Rs. 1 lakh	638	361522	217644	2.89	2.89	342000	2.89	342000	94.50
II	ii. Individual shareholders holding nominal share capital in excess of Rs. 1 lakh.	42	2181811	1940722	17.44	17.44	0	17.44	0	0.00
(c)	Qualified Foreign Investor	0	0	0	0.00	0.00	0	0.00	0	0.00
(d)	Any Other (specify)									
(d-1)	NRI's	11	22125	7500	0.18	0.18	0	0.18	0	0.00
(d-2)	Clearing Members	5	806	806	0.00	0.00	0	0.00	0	0.00
	Sub-Total (B)(2)	734	3196073	2796081	25.55	25.55	342000	25.55	342000	10.70
(B)	Total Public Shareholding (B) = (B)(1)+(B)(2)	734	3196073	2796081	25.55	25.55	342000	25.55	342000	10.70
	TOTAL (A)+(B)	741	12508418	12108426	100.00	100.00	1542000	100.00	1542000	12.33
(C)	Shares held by Custodians and against which Depository Receipts have been issued									
1	Promoter and Promoter Group	0	0	0	0	0.00	0	0.00	0	0.00
2	Public	0	0	0	0	0.00	0	0.00	0	0.00
	Sub-Total (C)	0	0	0	0	0	0	0	0	0
	GRAND TOTAL (A)+(B)+(C)	741	12508418	12108426	100.00	100.00	1542000	100.00	1542000	12.33



For Manjira Constructions Ltd.

*Bhargava*


Company Secretary

(D)(b) Statement showing holding of securities (including shares, warrants, convertible securities) of persons belonging to the category "Promoter and Promoter Group"

Sr.	Name of the shareholder	Details of Shares held		Encumbered shares (*)			Details of warrants			Details of convertible securities		Total shares (including underlying shares assuming full conversion of warrants and convertible securities) as a % of diluted share capital
		Number of shares held	As a % of grand total (A)+(B)+(C)	No. As a percentage	As a % of grand total (A)+(B)+(C) of sub-clause (I)(a)	Number of warrants held	As a % total number of warrants of the same class	Number of convertible securities held	As a % total number of convertible securities of the same class			
(i)	(ii)	(iii)	(iv)	(v)	(vi)	(vii)	(viii)	(ix)	(x)	(xi)	(xii)	
1	G. Yoganand	6850946	54.77	1200000	17.52	9.59	0	0	0	0	54.77	
2	G. Padmaja	854750	6.83	0	0.00	0.00	0	0	0	0	6.83	
3	Gajjala Investments And Holdings Private Limited	824979	6.60	0	0.00	0.00	0	0	0	0	6.60	
4	G Yoganand( HUF)	486625	3.89	0	0.00	0.00	0	0	0	0	3.89	
5	Manjeera Estates Private Limited	154894	1.24	0	0.00	0.00	0	0	0	0	1.24	
6	Manjeera Hotels And Resorts Private Limited	96383	0.77	0	0.00	0.00	0	0	0	0	0.77	
7	G Shrivaleelchand	43768	0.35	0	0.00	0.00	0	0	0	0	0.35	
<b>TOTAL</b>		<b>9312345</b>	<b>74.45</b>	<b>1200000</b>	<b>12.89</b>	<b>9.59</b>	<b>0</b>	<b>0</b>	<b>0</b>	<b>0</b>	<b>74.45</b>	

(\*) The term "encumbrance" has the same meaning as assigned to it in regulation 28(3) of the SAST Regulations, 2011

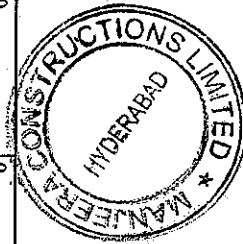
For Manjeera Constructions Ltd



*Qaliboni*  
Company Secretary

**(D)(c)(i) Statement showing holding of securities (including shares, warrants, convertible securities) of persons belonging to the category "Public" and holding more than 1% of the total number of shares**

Sr. No.	Name of the shareholder	Number of shares held	Shares as a percentage of total number of shares {i.e., Grand Total (A)+(B)+(C) indicated in Statement at para (D)(a) above}	Details of warrants		Details of convertible securities		Total shares (including underlying shares assuming full conversion of warrants and convertible securities) as a % of diluted share capital
				Number of warrants held	As a % total number of warrants of the same class	Number of convertible securities held	% w.r.t total number of convertible securities of the same class	
1	KOMARAVELLY SHIVA KUMAR	345738	2.76	0	0	0	0	2.76
2	CHENNAKESAVA FINANCE AND INVESTMENT PRIVATE LTD. SRI SAI VENKAT FINANCIAL SERVICES PRIVATE LTD.	306383	2.45	0	0	0	0	2.45
3		145023	1.16	0	0	0	0	1.16
<b>TOTAL</b>		<b>797144</b>	<b>6.37</b>	<b>0</b>	<b>0</b>	<b>0</b>	<b>0</b>	<b>6.37</b>




For Manjara Constructions Ltd

*Dehvi*

Company Secretary

**(D)(c)(ii) Statement showing holding of securities (including shares, warrants, convertible securities) of persons (together with PAC) belonging to the category "Public" and holding more than 5% of the total number of shares of the company**

Sr. No.	Name(s) of the shareholder(s) and the Persons Acting in Concert (PAC) with them	Number of shares	Shares as a percentage of total number of shares {i.e., Grand Total (A)+(B)+(C) indicated in Statement at para (D)(a) above}	Details of warrants		Details of convertible securities		Total shares (including underlying shares assuming full conversion of warrants and convertible securities) as a % of diluted share capital
				Number of warrants	As a % total number of warrants of the same class	Number of convertible securities held	% w.r.t total number of convertible securities of the same class	
1	NIL	0	0.00	0	0	0	0	0
<b>TOTAL</b>		<b>0</b>	<b>0.00</b>	<b>0</b>	<b>0</b>	<b>0</b>	<b>0</b>	<b>0</b>




For Manjerra Constructions Ltd

*Alham*

Company Secretary

(D)(d) Statement showing details of locked-in shares

Sr. No.	Name of the shareholder	Number of locked-in shares	Locked-in shares as a percentage of total number of shares {i.e., Grand Total (A)+(B)+(C) indicated in Statement at para (D)(a) above}
1	NIL	0	0.00
<b>TOTAL</b>		<b>0</b>	<b>0.00</b>




For Manjara Constructions Ltd.

*Abbey*

Company Secretary

**(II)(a) Statement showing details of Depository Receipts (DRs)**

Sr. No.	Type of outstanding DR (ADRs, GDRs, SDRs, etc.)	Number of outstanding DRs	Number of shares underlying outstanding DRs	Shares underlying outstanding DRs as a percentage of total number of shares {i.e., Grand Total (A)+(B)+(C) indicated in Statement at para (D)(a) above}
1	NIL	0	0	0.00
<b>TOTAL</b>		<b>0</b>	<b>0</b>	<b>0.00</b>



For Manjeera Constructions Ltd.


*Abhay*

Company Secretary



(II)(b) Statement showing holding of Depository Receipts (DRs), where underlying shares held by "promoter/promoter group" are in excess of 1% of the total number of shares

Sr. No.	Name of the DR Holder	Type of outstanding DR (ADRs, GDRs, SDRs, etc.)	Number of shares underlying outstanding DRs	Shares underlying outstanding DRs as a percentage of total number of shares (i.e., Grand Total (A)+(B)+(C) indicated in Statement at para (D)(a) above)
1	NIL	0	0	0.00
<b>TOTAL</b>		<b>0</b>	<b>0</b>	<b>0.00</b>



For Manjeera Constructions Ltd

*Chhaya*

Company Secretary